

Scaled data based on original data using
LM-79-08 Approved Method: Electrical and Photometric Measurements of Solid-
State Lighting Products

Test Report Prepared for
Cooper Lighting Solutions
(formerly Eaton)

Brand: STREETWORKS

Report Number: P450539

Luminaire Tested: **GLAN-SA1B-760-U-5NQ**

Issue Date: 1/4/2021

Test Information

Test Method: LM-79-08
Report Number: P450539
TEST IS SCALED FROM IESNA LM-79-08 TEST DATA (G3-2011-042-3)
Test Lab: INNOVATION CENTER
Issue Date: 1/4/2021
Manufacturer: COOPER LIGHTING SOLUTIONS (FORMERLY EATON)
Product Line: STREETWORKS
Catalog Number: GLAN-SA1B-760-U-5NQ
Description: GALLEON AREA AND ROADWAY LUMINAIRE
(1) 70 CRI, 5700K, 800mA LIGHTSQUARE WITH 16 LEDS AND TYPE V NARROW OPTICS
Light Source: -
Ballast/Driver: ELECTRONIC DRIVER

Summary

Lumens per Lamp: N/A
Luminaire Lumens: 6009 lumens
Efficiency: N/A
Efficacy: 136.6 lumens/watt
Luminous Opening: Rectangular (W 0.5' x L: 0.5' x H: 0')
IES Classification: Type V - Short
BUG Rating: B2 - U0 - G1

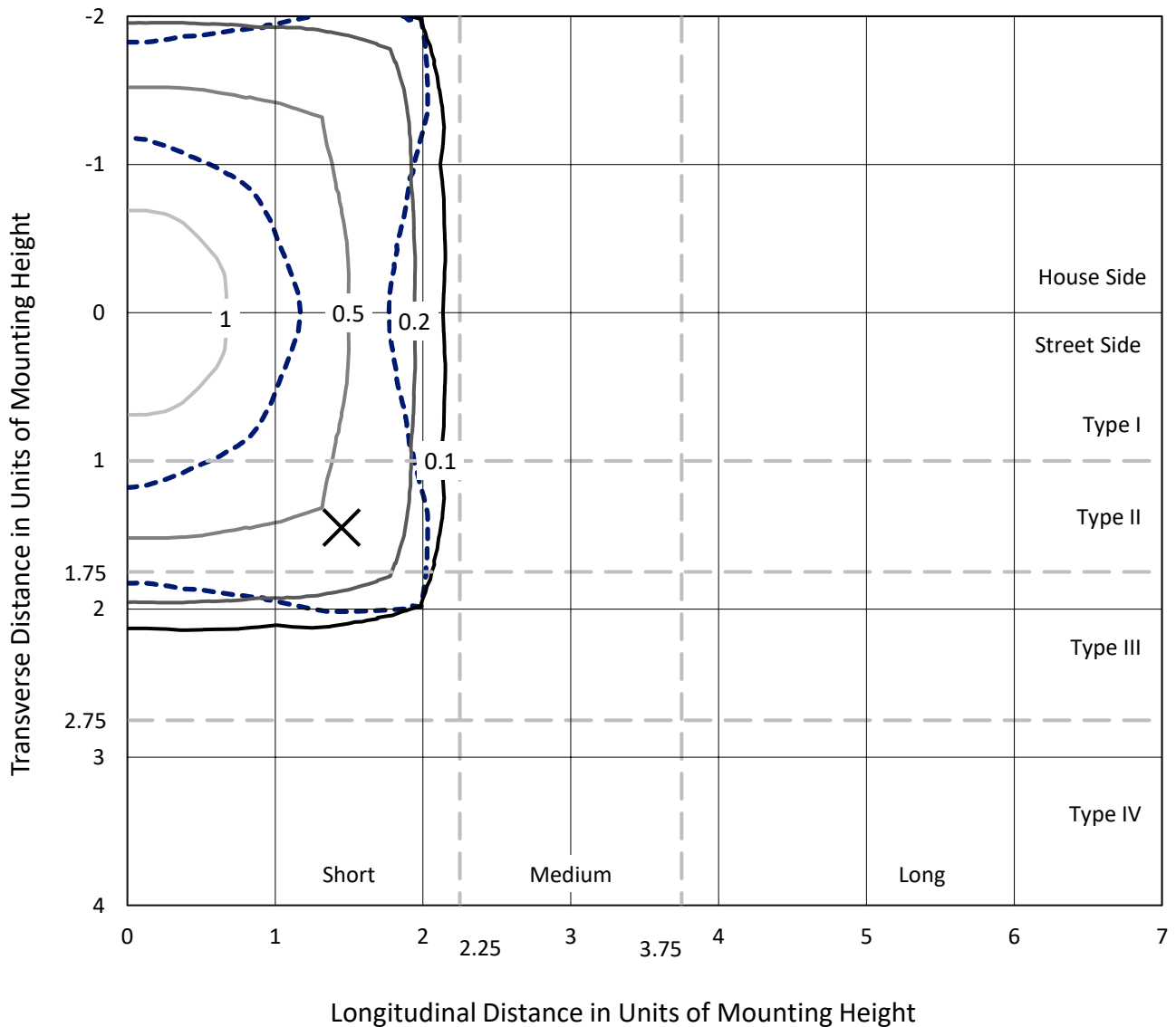
Input Watts (W): 44
Input Voltage (V): NR
Input Current (A_{in}): NR
Voltage Rise (V): NR
Power Factor: NR
Total Harmonic Distortion (THDi): NR
Frequency (hertz): 60
Stabilization Time: NR
Operation Time: NR
Ambient Temperature (°C): NR
Test Distance: 24 FT



REPORT NUMBER: P450539
 CATALOG NUMBER: GLAN-SA1B-760-U-5NQ

Iso-Footcandle Lines of Horizontal Illumination

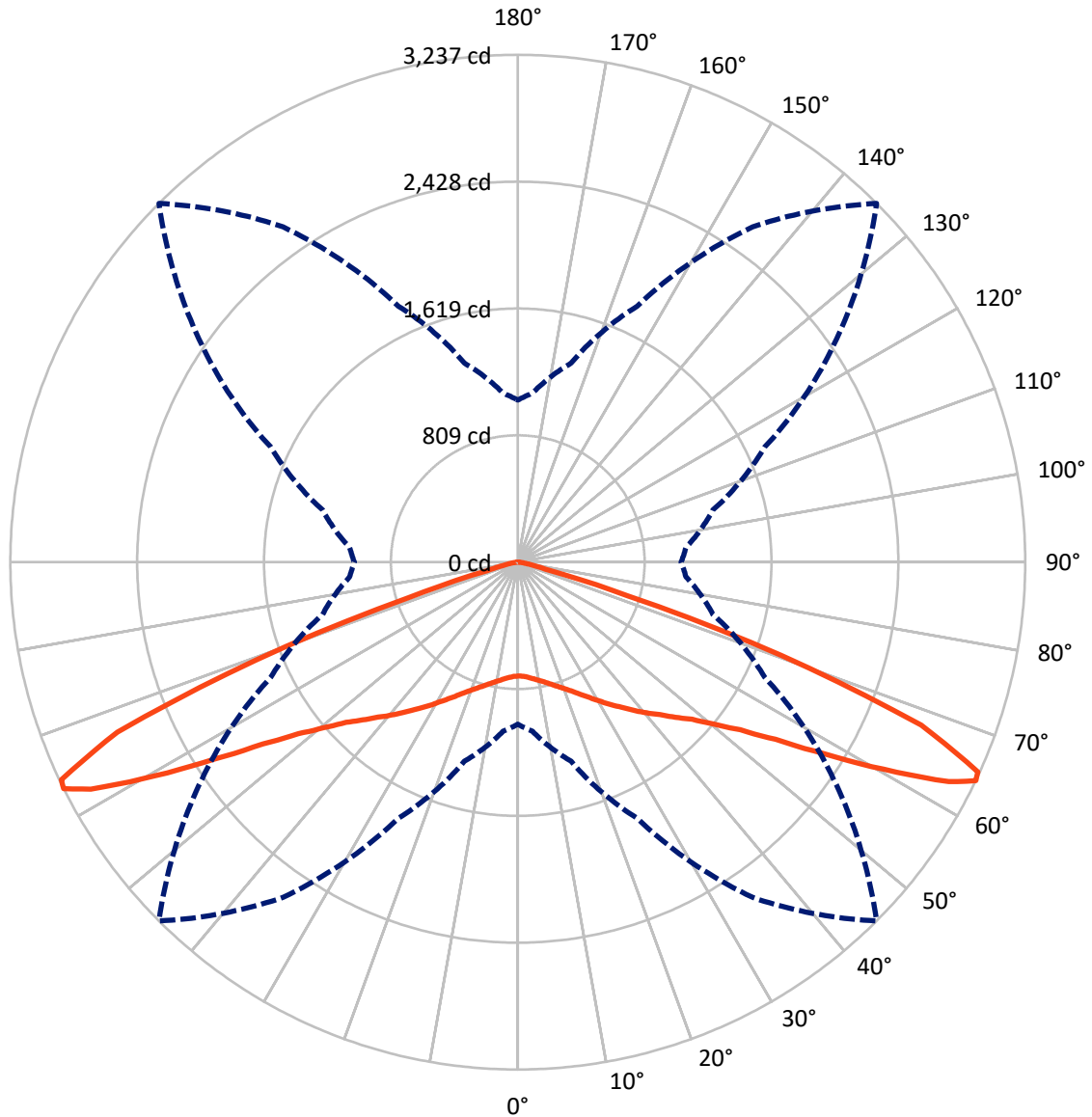
× Max cd
 - - - 1/2 Max cd



Based on 25 foot mounting height. Maximum calculated value = 1.2 fc
 Type V - Short - N/A

REPORT NUMBER: P450539
CATALOG NUMBER: GLAN-SA1B-760-U-5NQ

Luminous Intensity Polar Plot



— Vertical Plane Through 45-Deg Lateral - - - Horizontal Cone Through 64-Deg Vertical

REPORT NUMBER: P450539

CATALOG NUMBER: GLAN-SA1B-760-U-5NQ

FLUX DISTRIBUTION:

		Downward	Upward	Total
House Side	Lumens	3004.5	0.0	3004.5
	% Fixture	50.0	0.0	50.0
Street Side	Lumens	3004.5	0.0	3004.5
	% Fixture	50.0	0.0	50.0
Total	Lumens	6009.0	0.0	6009.0
	% Fixture	100.0	0.0	100.0

ZONAL LUMENS:

Zone	Lumens	% Fixture
0°-10°	71.4	1.2
10°-20°	230.2	3.8
20°-30°	434.9	7.2
30°-40°	720.3	12.0
40°-50°	1124.5	18.7
50°-60°	1738.5	28.9
60°-70°	1499.1	24.9
70°-80°	169.9	2.8
80°-90°	20.3	0.3
90°-100°	0.0	0.0
100°-110°	0.0	0.0
110°-120°	0.0	0.0
120°-130°	0.0	0.0
130°-140°	0.0	0.0
140°-150°	0.0	0.0
150°-160°	0.0	0.0
160°-170°	0.0	0.0
170°-180°	0.0	0.0
0°-90°	6009.0	100.0
0°-180°	6009.0	100.0

Coefficient of Utilization



REPORT NUMBER: P450539

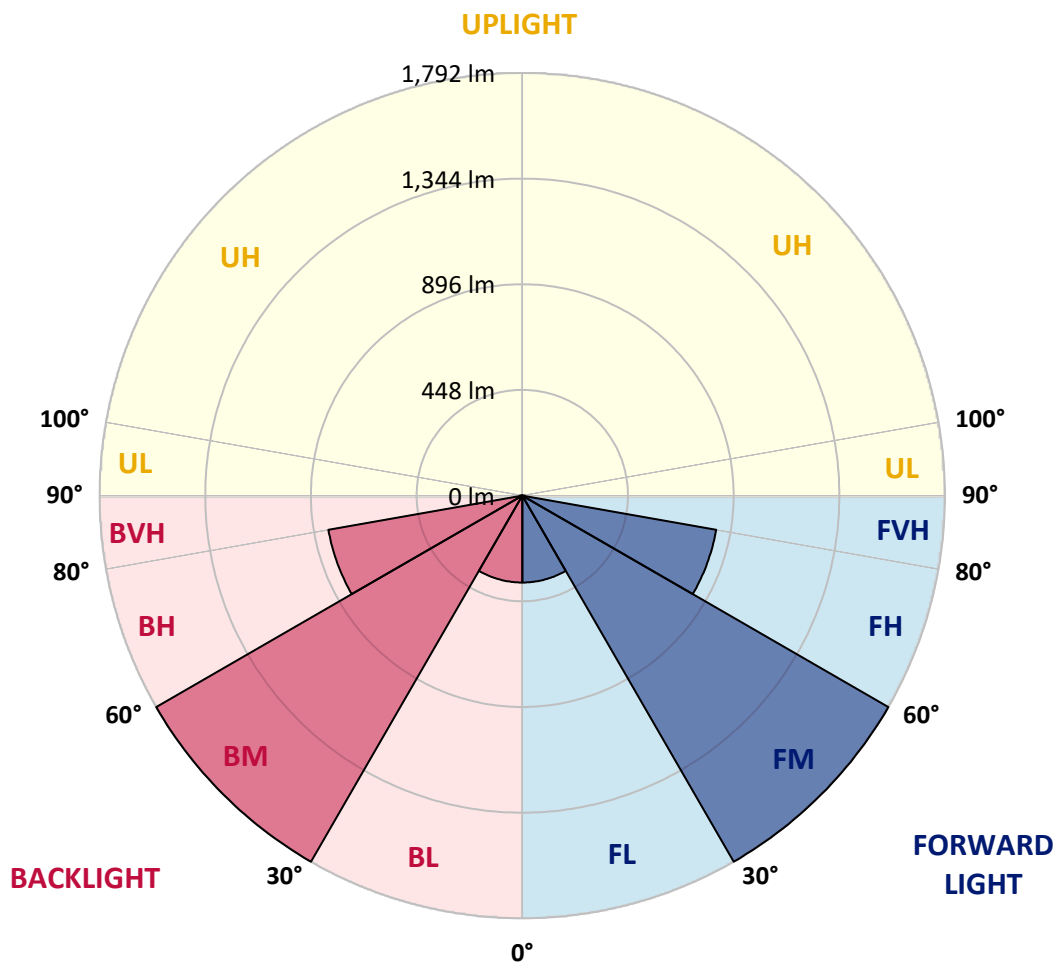
CATALOG NUMBER: GLAN-SA1B-760-U-5NQ

LUMINAIRE CLASSIFICATION SYSTEM LUMEN TABLE AND BUG RATING:

Zone		Lumens	% Fixture	Zone Rating/Lumen Limit		
				B	U	G
FL	(0°-30°)	368.2	6.1			
FM	(30°-60°)	1791.6	29.8			
FH	(60°-80°)	834.5	13.9			G1/1800
FVH	(80°-90°)	10.2	0.2			G1/100
BL	(0°-30°)	368.2	6.1	B1/500		
BM	(30°-60°)	1791.6	29.8	B2/2500		
BH	(60°-80°)	834.5	13.9	B2/1000		G1/1800
BVH	(80°-90°)	10.2	0.2			G1/100
UL	(90°-100°)	0.0	0.0		U0/0	
UH	(100°-180°)	0.0	0.0		U0/0	

BUG Rating: B2-U0-G1

Type V Short





REPORT NUMBER: P450539
 CATALOG NUMBER: GLAN-SA1B-760-U-5NQ

CANDELA DISTRIBUTION (FULL):

	0°	5°	15°	25°	35°	45°	55°	65°	75°	85°	90°
0°	726.3	726.3	726.3	726.3	726.3	726.3	726.3	726.3	726.3	726.3	726.3
2.5°	729.2	730.7	729.5	729.2	728.8	728.8	728.8	729.2	730.4	731.4	730.7
5°	738.4	739.7	739.0	738.7	738.4	738.7	738.1	737.7	738.7	738.7	738.4
7.5°	749.8	751.4	750.8	751.4	751.8	752.1	750.5	749.2	748.9	749.8	749.2
10°	765.4	766.7	767.0	767.3	768.0	767.7	765.8	763.5	763.2	762.9	762.6
12.5°	782.9	783.9	784.2	785.5	786.4	786.8	784.5	782.6	779.4	780.1	778.8
15°	802.7	804.6	804.3	806.2	808.7	809.4	807.1	803.9	801.1	799.5	798.5
17.5°	826.9	828.1	827.5	829.4	832.6	834.2	832.3	828.1	825.3	821.8	819.9
20°	855.5	857.7	858.4	858.4	861.2	862.8	860.0	858.7	854.2	851.7	850.1
22.5°	888.0	888.9	890.8	892.7	895.6	895.0	894.0	892.1	888.0	885.7	883.2
25°	924.6	925.5	930.3	934.4	935.4	934.8	933.5	932.5	928.7	923.6	921.7
27.5°	967.2	969.1	975.5	979.3	979.3	979.6	977.1	980.3	972.0	965.9	965.3
30°	1020.7	1022.0	1027.4	1031.2	1029.3	1027.7	1027.1	1030.2	1021.3	1010.5	1008.0
32.5°	1073.5	1078.0	1082.7	1091.0	1084.3	1081.5	1080.8	1083.1	1072.9	1060.8	1057.3
35°	1130.2	1133.4	1142.3	1149.3	1143.2	1136.5	1139.4	1146.4	1134.3	1118.1	1117.4
37.5°	1192.9	1195.7	1207.2	1214.5	1210.1	1198.6	1203.4	1211.6	1199.6	1179.5	1175.4
40°	1258.1	1264.2	1278.5	1286.1	1278.8	1263.5	1272.4	1281.3	1270.5	1247.3	1238.1
42.5°	1331.3	1340.9	1361.6	1365.4	1351.4	1330.7	1346.3	1360.6	1353.0	1326.2	1322.7
45°	1416.9	1422.7	1448.1	1456.4	1437.0	1411.2	1430.6	1456.7	1451.0	1420.1	1413.4
47.5°	1512.7	1518.1	1544.6	1557.0	1532.5	1497.8	1532.8	1566.8	1563.3	1530.2	1527.1
50°	1626.0	1627.3	1663.9	1677.9	1653.4	1623.5	1654.7	1697.0	1683.0	1640.7	1640.0
52.5°	1750.2	1751.7	1797.9	1825.0	1811.3	1777.5	1814.4	1840.2	1804.6	1749.2	1745.1
55°	1857.7	1865.7	1928.7	2000.6	2019.4	1994.9	2006.0	1994.0	1906.1	1828.5	1816.4
57.5°	1901.7	1917.2	2013.0	2147.4	2269.6	2305.9	2219.9	2104.7	1946.5	1836.7	1825.0
60°	1794.4	1811.3	1959.9	2214.8	2526.7	2684.3	2442.7	2123.5	1854.6	1700.2	1681.7
62.5°	1437.0	1441.8	1660.4	2056.0	2676.6	3084.7	2536.6	1963.4	1586.9	1377.1	1369.8
64°	1034.1	1083.1	1314.8	1802.7	2611.1	3237.1	2482.5	1739.0	1289.0	1076.7	1042.3
65°	773.4	786.8	1059.8	1539.5	2495.5	3225.7	2377.5	1524.5	1067.5	824.0	785.8
67.5°	292.2	293.8	391.2	767.3	1776.6	2775.3	1814.4	829.4	449.7	325.3	313.5
70°	121.3	123.5	143.5	258.1	763.5	1782.0	874.9	299.2	164.5	133.4	131.4
72.5°	88.8	90.1	96.1	114.6	234.9	731.7	287.7	127.0	96.4	86.3	85.3
75°	69.7	70.3	74.8	84.3	109.5	202.7	119.7	87.2	73.5	66.2	65.6
77.5°	53.2	54.7	57.9	64.3	73.5	96.1	79.2	65.2	56.7	50.6	49.6
80°	36.6	38.5	44.6	47.1	49.3	62.4	54.1	49.3	44.2	36.9	34.7
82.5°	22.6	23.9	29.9	32.1	31.2	35.0	34.7	35.3	31.5	22.9	21.3
85°	11.8	12.4	16.2	16.9	15.6	14.3	17.8	20.7	19.4	13.0	12.7
87.5°	2.5	2.9	3.5	3.2	3.5	3.5	4.5	6.7	7.0	4.5	4.1
90°	0.0	0.0	0.0	0.0	0.0	0.0	0.0	0.0	0.0	0.0	0.0

(END OF REPORT)